


2025



# SUPREME COURT OF NSW

## PROVISIONAL STATISTICS

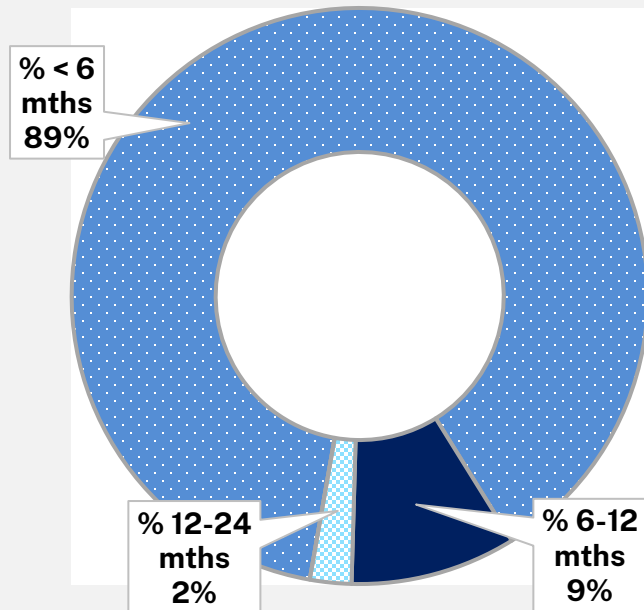
OPERATIONAL ANALYSIS AND REPORTING UNIT

Statistics accurate as at 22<sup>nd</sup> January 2026

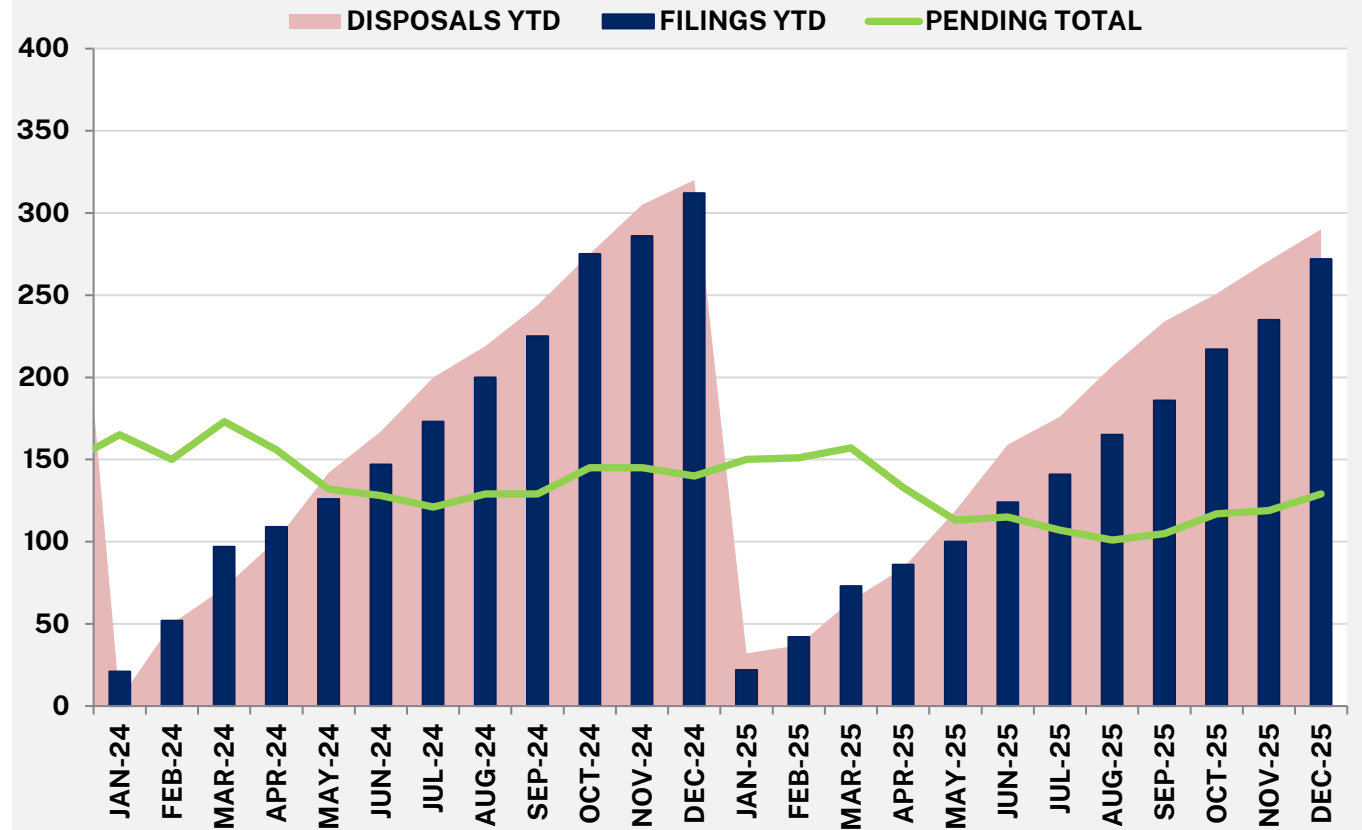
Court of Appeal .....	<a href="#"><u>3</u></a>
Court of Criminal Appeal .....	<a href="#"><u>5</u></a>
Common Law: Crime .....	<a href="#"><u>7</u></a>
Common Law: Civil .....	<a href="#"><u>9</u></a>
Equity Division .....	<a href="#"><u>14</u></a>
Mediations .....	<a href="#"><u>18</u></a>
Footnotes .....	<a href="#"><u>19</u></a>

	2024	2025	% CHANGE
FILINGS	312	269	-14%
PENDING	140	129	-8%
DISPOSALS	320	280	-13%

COURT OF APPEAL:  
Age of pending cases



COURT OF APPEAL- Filings, disposals and pending caseload counts



	2024	2025	LISTING DELAY AT THE START OF LAW TERM (APPEALS)	
CASES FINALISED WITHIN 12 MONTHS	288 (90%)	267 (95%)	2024	0.9 months
CASES FINALISED WITHIN 24 MONTHS	319 (99%)	278 (99%)	2025	1.8 months

## COURT OF APPEAL <sup>1</sup>

	2021	2022	2023	2024	2025
<b>Filings</b>	<b>341</b>	<b>354</b>	<b>303</b>	<b>312</b>	<b>269</b>
Filings of appeals / applications for relief	223	236	202	195	175
Filings of applications for leave to appeal <sup>2</sup>	118	118	101	117	97
<b>Disposals</b>	<b>346</b>	<b>311</b>	<b>363</b>	<b>320</b>	<b>280</b>
Disposals of appeals / applications for relief	231	207	247	227	184
Disposals of applications for leave to appeal	115	104	116	93	106
<b>Pending cases at 31 December</b>	<b>165</b>	<b>208</b>	<b>148</b>	<b>140</b>	<b>129</b>
Appeals / applications for relief	124	157	114	85	82
Applications for leave to appeal	41	51	34	55	47

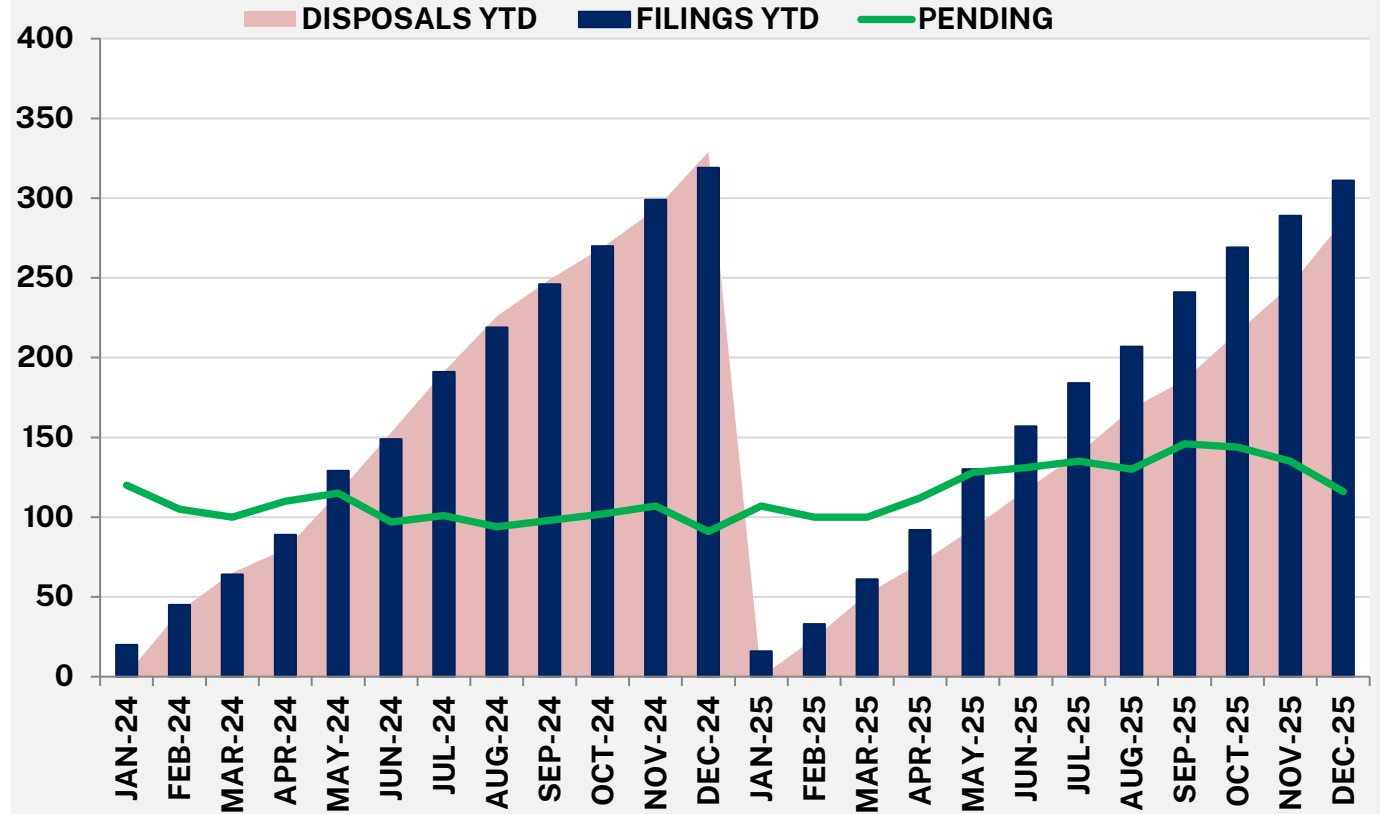
## TIMELINESS- AGE OF PENDING CASES AT 31 DECEMBER \*

Number pending (% of total)	National standard	2021	2022	2023	2024	2025
Cases within 12 months of age	<b>90%</b>	152 (92%)	199 (96%)	136 (92%)	133 (96%)	126 (98%)
Cases within 24 months of age	<b>100%</b>	163 (99%)	207 (99%)	148 (100%)	137 (99%)	129 (100%)

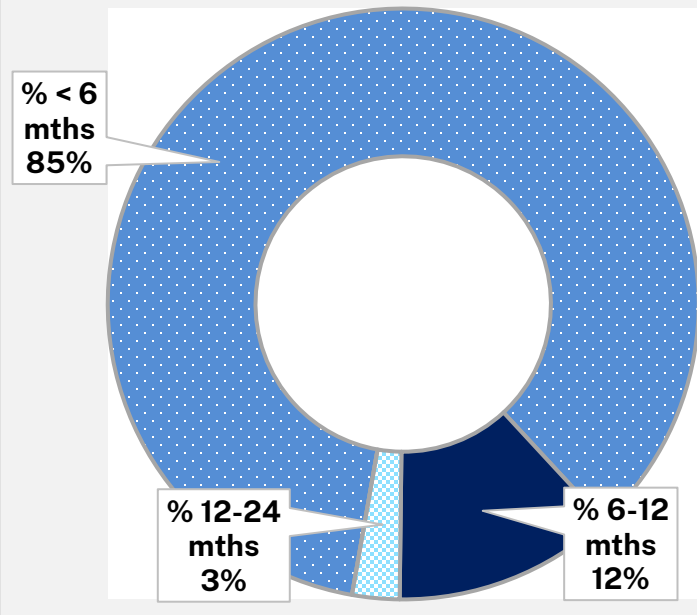
# COURT OF CRIMINAL APPEAL

	2024	2025	% CHANGE
FILINGS	319	311	-3%
PENDING	91	116	27%
DISPOSALS	329	286	-13%

COURT OF CRIMINAL APPEAL- Filings, disposals and pending caseload counts



CRIMINAL COURT OF APPEAL: Age of pending cases



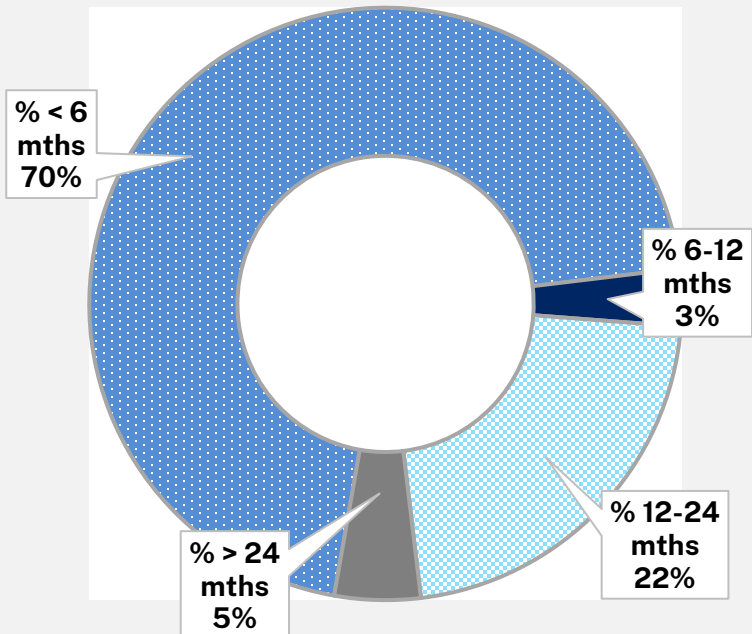
	2024	2025	LISTING DELAY AT THE START OF LAW TERM (CONVICTION APPEALS)	
CASES FINALISED WITHIN 12 MONTHS	322 (98%)	279 (98%)	2024	1.1 months
CASES FINALISED WITHIN 24 MONTHS	327 (99%)	285 (99%)	2025	1.1 months

<b>COURT OF CRIMINAL APPEAL</b>						
		<b>2021</b>	<b>2022</b>	<b>2023</b>	<b>2024</b>	<b>2025</b>
<b>Filings <sup>3</sup></b>		<b>442</b>	<b>346</b>	<b>326</b>	<b>319</b>	<b>311</b>
Appeals against conviction		114	116	86	97	99
Appeals against sentence		253	157	146	162	165
Other		75	73	94	60	47
<b>Disposals</b>		<b>416</b>	<b>376</b>	<b>416</b>	<b>329</b>	<b>286</b>
Appeals against conviction		118	105	138	100	86
Appeals against sentence		232	197	191	159	159
Other		66	75	87	70	41
<b>Pending cases at 31 December</b>		<b>221</b>	<b>191</b>	<b>101</b>	<b>91</b>	<b>116</b>
Appeals against conviction		75	87	35	32	50
Appeals against sentence		129	86	46	50	53
Other		17	18	20	9	13
<b>TIMELINESS- AGE OF PENDING CASES AT 31 DECEMBER *</b>						
<b>Number pending (% of total)</b>	<b>National standard</b>	<b>2021</b>	<b>2022</b>	<b>2023</b>	<b>2024</b>	<b>2025</b>
Cases within 12 months of age	<b>90%</b>	215 (97%)	182 (95%)	98 (97%)	91 (100%)	113 (97%)
Cases within 24 months of age	<b>100%</b>	221 (100%)	191 (100%)	101 (100%)	91 (100%)	116 (100%)

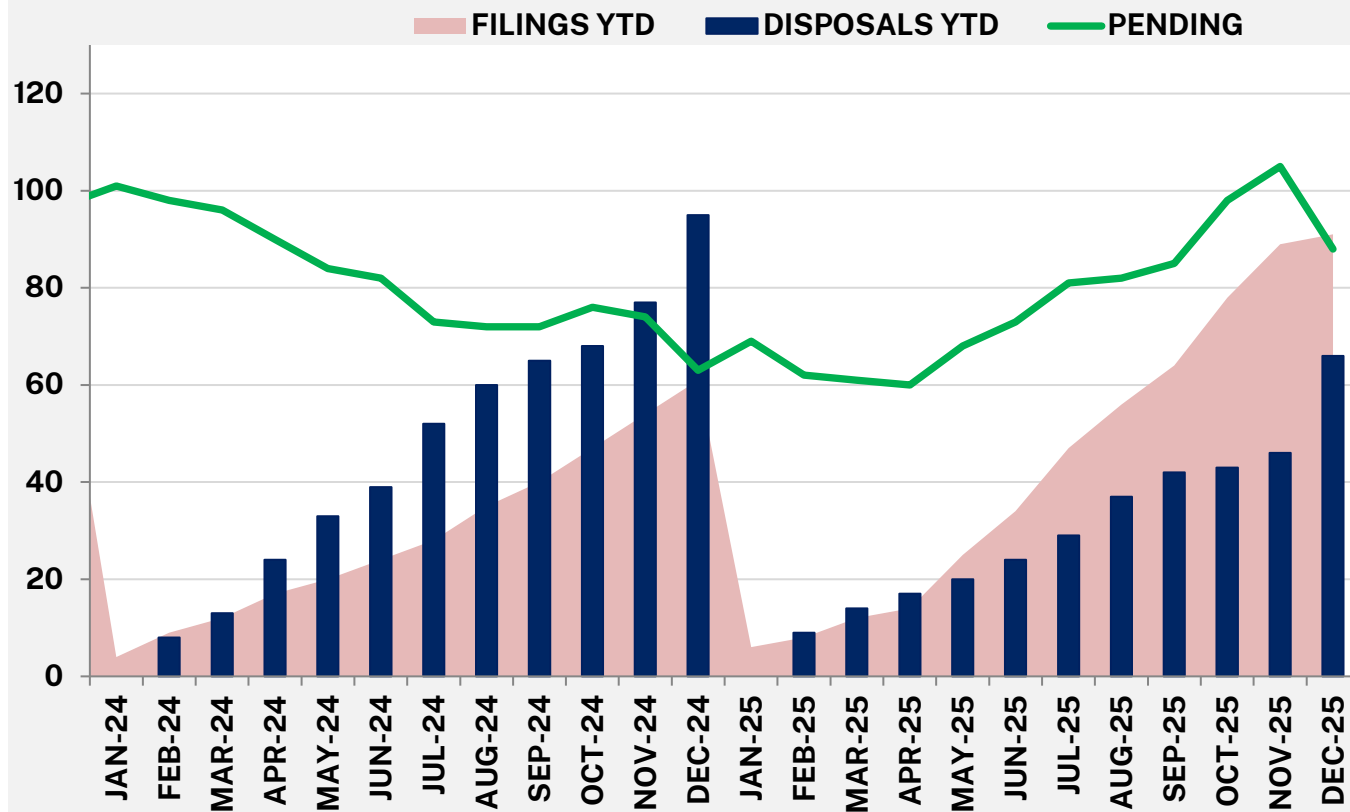
# COMMON LAW DIVISION- CRIME

	2024	2025	% CHANGE
FILINGS	61	91	49%
PENDING	63	88	40%
DISPOSALS	95	66	-31%

**CRIME DIVISION:**  
Age of pending cases



**CRIME- Filings, disposals and pending caseload counts**



	2024	2025	LISTING DELAY AT THE START OF LAW TERM (4 WEEK TRIAL)
CASES FINALISED WITHIN 12 MONTHS	35 (36%)	31 (47%)	2024 3.8 months
CASES FINALISED WITHIN 24 MONTHS	69 (71%)	57 (86%)	2025 2.1 months

**COMMON LAW DIVISION: CRIME <sup>4</sup>**

	2021	2022	2023	2024	2025
<b>Filings <sup>5</sup></b>	82	85	70	61	91
<b>Disposals <sup>6</sup></b>	88	90	97	95	66
<b>Pending</b>	128	124	97	63	88

**TIMELINESS- AGE OF PENDING CASES AT 31 DECEMBER \***

<b>Number pending (% of total)</b>	<b>National standard</b>	<b>2021</b>	<b>2022</b>	<b>2023</b>	<b>2024</b>	<b>2025</b>
Cases within 12 months of age	<b>90%</b>	69 (54%)	70 (56%)	52 (53%)	46 (73%)	71 (81%)
Cases within 24 months of age	<b>100%</b>	115 (90%)	104 (84%)	83 (86%)	56 (89%)	85 (97%)

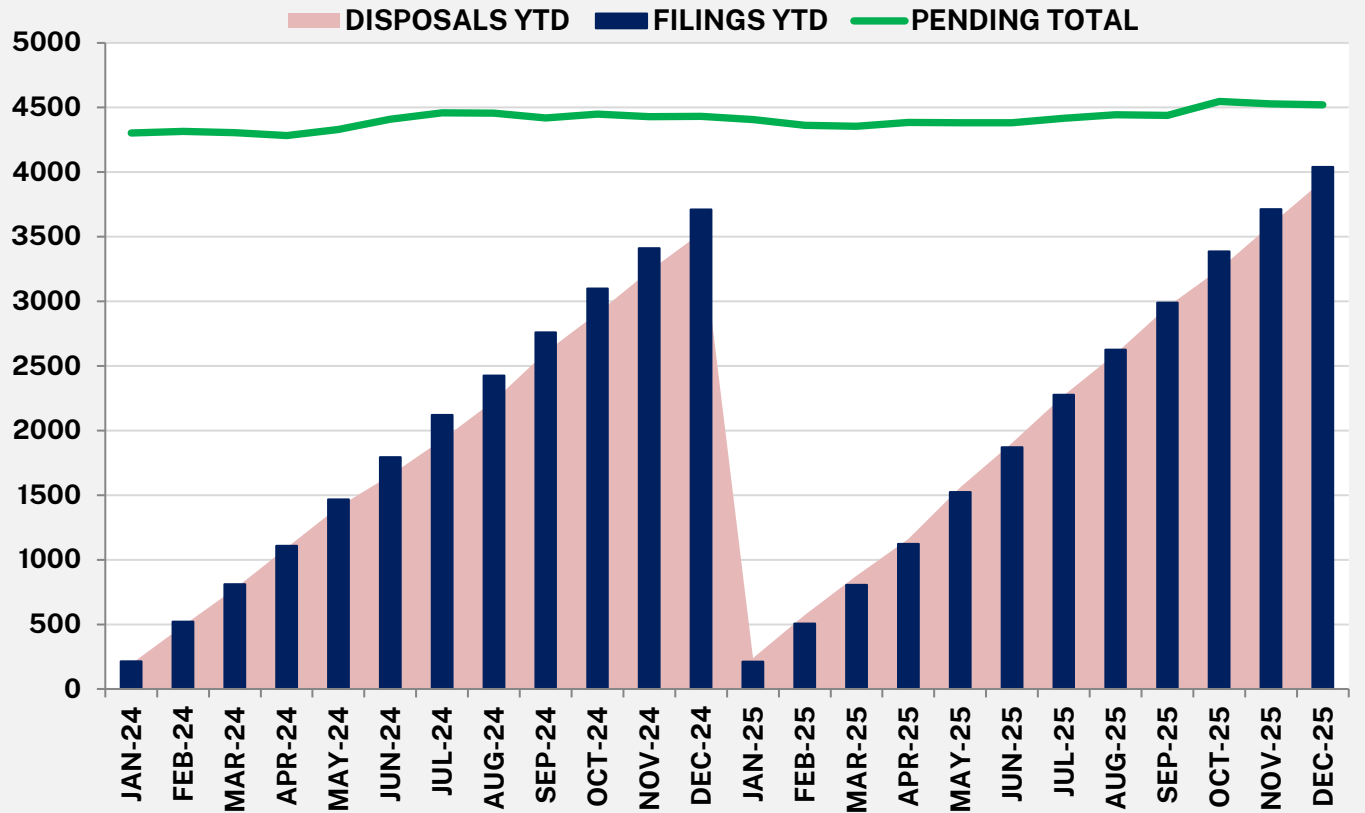
**BAILS LIST <sup>7</sup>**

	2021	2022	2023	2024	2025
<b>Filings</b>	2,183	2,227	2,523	3,109	2,862
<b>Disposals</b>	2,128	2,271	2,498	2,941	2,909
<b>Pending</b>	226	163	188	354	307

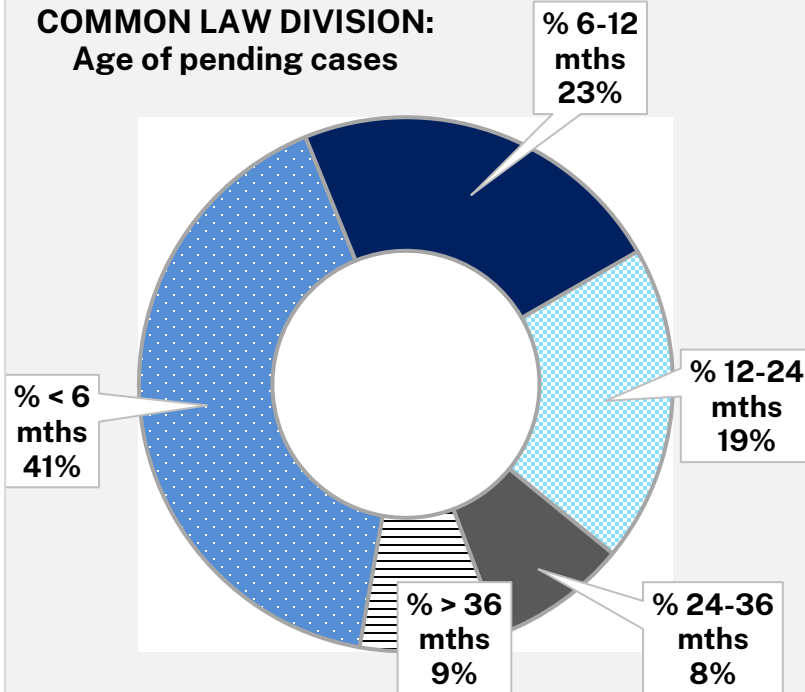
**COMMON LAW DIVISION - CIVIL**

	2024	2025	% CHANGE
<b>FILINGS</b>	3,711	4,041	9%
<b>PENDING</b>	4,432	4,520	2%
<b>DISPOSALS</b>	3,529	3,935	12%

**COMMON LAW DIVISION: filings, disposals and pending caseload counts**



**COMMON LAW DIVISION: Age of pending cases**



	2024	2025	LISTING DELAY AT THE START OF LAW TERM (5 DAY HEARING)	
<b>CASES FINALISED WITHIN 12 MONTHS</b>	2,588 (67%)	2,424 (61%)	2024	4.5 months
<b>CASES FINALISED WITHIN 24 MONTHS</b>	3,413 (88%)	3,301 (84%)	2025	5.5 months

<b>COMMON LAW DIVISION: CIVIL**</b>					
	<b>2021</b>	<b>2022</b>	<b>2023</b>	<b>2024</b>	<b>2025</b>
<b>ADMINISTRATIVE LAW LIST</b>					
<b>Filings</b>	142	99	108	110	112
<b>Disposals</b>	102	121	119	103	105
<b>Pending cases at 31 December</b>	90	68	63	78	83
<b>COMMON LAW GENERAL LIST</b>					
<b>Filings</b>	1,229	1,532	1,609	1,409	1,511
<b>Disposals</b>	1,017	1,214	1,362	1,426	1,502
<b>Pending cases at 31 December</b>	1,617	1,914	2,152	2,123	2,180
<b>COMMON LAW GENERAL DEFAULT LIST</b>					
<b>Filings</b>	93	147	173	207	277
<b>Disposals</b>	164	60	121	133	192
<b>Pending cases at 31 December</b>	31	68	79	111	120
<b>DEFAMATION LIST</b>					
<b>Filings</b>	11	7	6	6	8
<b>Disposals</b>	13	11	7	4	14
<b>Pending cases at 31 December</b>	11	8	10	12	8
<b>HIGH RISK OFFENDER LIST</b>					
<b>Filings</b>	52	50	41	45	35
<b>Disposals</b>	51	55	55	33	44
<b>Pending cases at 31 December</b>	33	28	15	27	18

<b>COMMON LAW DIVISION: CIVIL</b>					
	<b>2021</b>	<b>2022</b>	<b>2023</b>	<b>2024</b>	<b>2025</b>
<b>POSSESSION LIST <sup>9</sup></b>					
<b>Filings</b>	<b>710</b>	<b>1,059</b>	<b>1,413</b>	<b>1,632</b>	<b>1,786</b>
<b>Disposals</b>	<b>664</b>	<b>859</b>	<b>1,169</b>	<b>1,524</b>	<b>1,697</b>
Contested	82	54	61	83	99
Uncontested	582	805	1,108	1,441	1,598
<b>Pending cases at 31 December</b>	<b>627</b>	<b>827</b>	<b>1,071</b>	<b>1,216</b>	<b>1,306</b>
Contested	45	52	62	70	111
Uncontested	582	775	1,009	1,146	1,195
<b>PROCEEDS OF CRIME LIST</b>					
<b>Filings</b>	<b>117</b>	<b>123</b>	<b>94</b>	<b>55</b>	<b>61</b>
<b>Disposals</b>	<b>95</b>	<b>81</b>	<b>71</b>	<b>74</b>	<b>119</b>
<b>Pending cases at 31 December</b>	<b>289</b>	<b>330</b>	<b>354</b>	<b>328</b>	<b>278</b>
<b>PROFESSIONAL NEGLIGENCE LIST</b>					
<b>Filings</b>	<b>266</b>	<b>232</b>	<b>232</b>	<b>247</b>	<b>251</b>
<b>Disposals</b>	<b>217</b>	<b>249</b>	<b>264</b>	<b>232</b>	<b>262</b>
<b>Pending cases at 31 December</b>	<b>516</b>	<b>551</b>	<b>529</b>	<b>537</b>	<b>527</b>

**COMMON LAW DIVISION: CIVIL**

2021                  2022                  2023                  2024                  2025

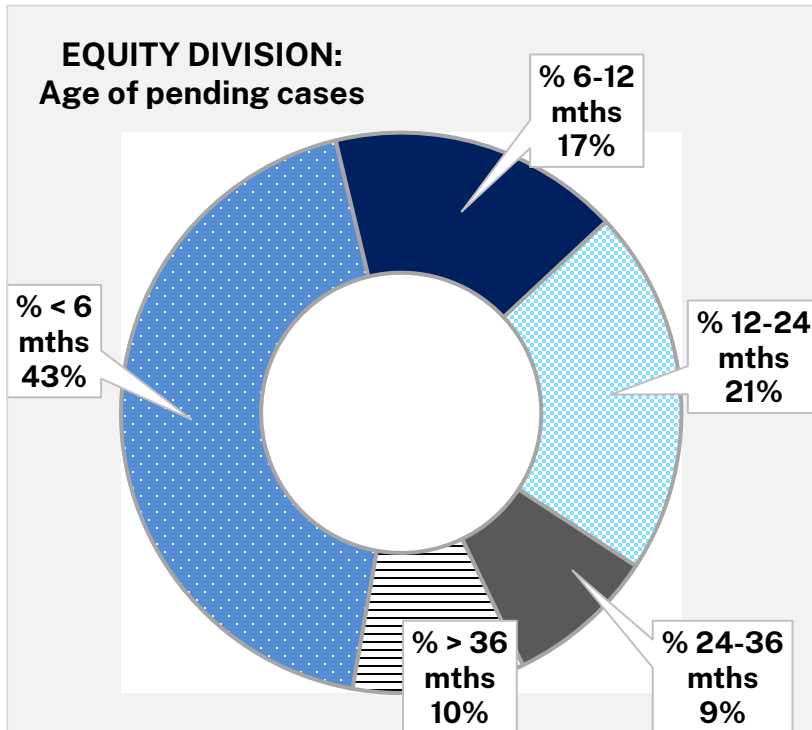
**COMMON LAW DIVISION TOTALS**

<b>Filings</b>	<b>2,620</b>	<b>3,251</b>	<b>3,676</b>	<b>3,711</b>	<b>4,041</b>
<b>Disposals</b>	<b>2,223</b>	<b>2,647</b>	<b>3,168</b>	<b>3,529</b>	<b>3,935</b>
<b>Pending cases at 31 December</b>	<b>3,214</b>	<b>3,794</b>	<b>4,273</b>	<b>4,432</b>	<b>4,520</b>

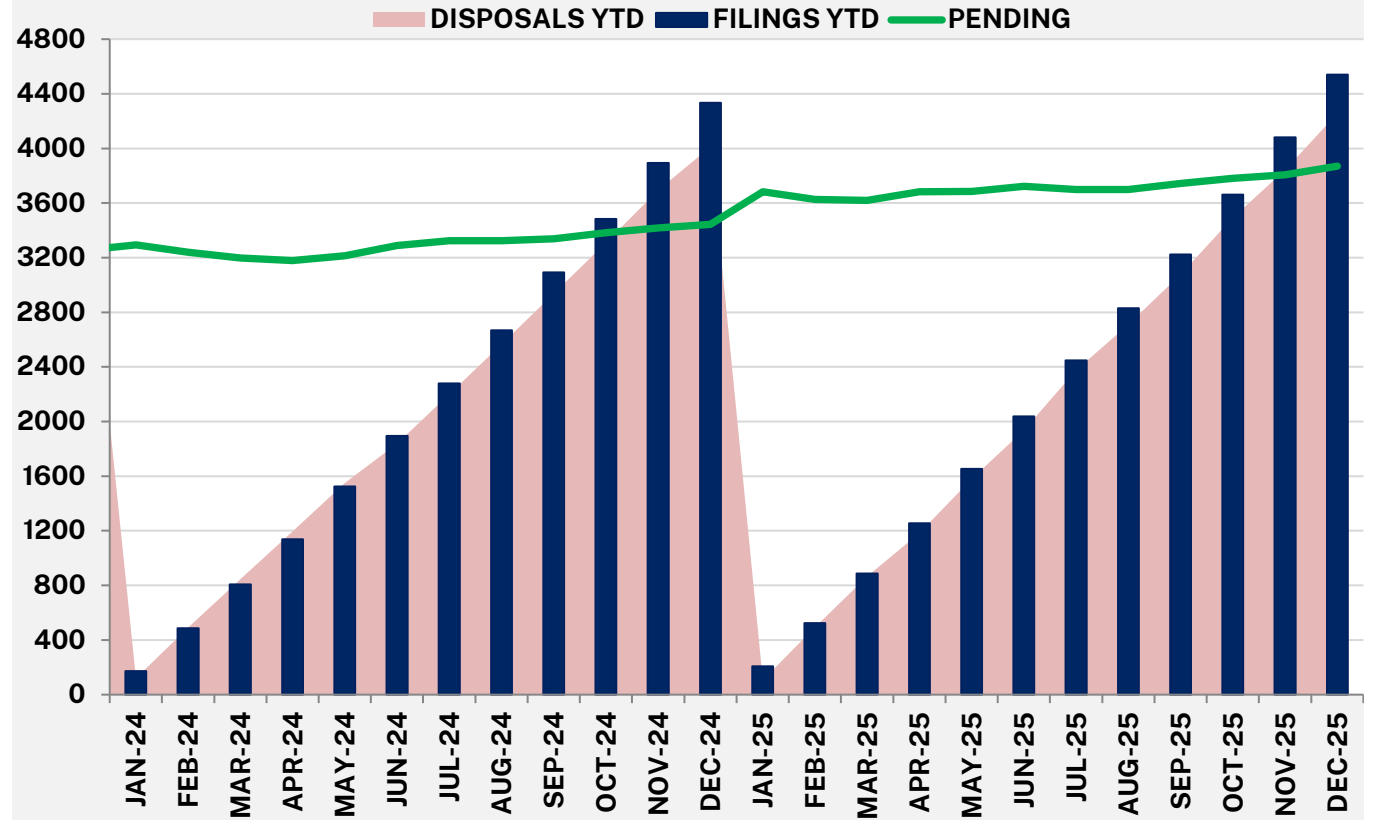
**TIMELINESS- AGE OF PENDING CASES AT 31 DECEMBER**

<b>Number pending (% of total)</b>	<b>National standard</b>	<b>2021</b>	<b>2022</b>	<b>2023</b>	<b>2024</b>	<b>2025</b>
Cases within 12 months of age	<b>90%</b>	1,913 (60%)	2,416 (64%)	2,719 (64%)	2,685 (61%)	2,890 (64%)
Cases within 24 months of age	<b>100%</b>	2,629 (82%)	3,177 (84%)	3,566 (83%)	3,625 (82%)	3,758 (77%)

	2024	2025	% CHANGE
FILINGS	4,334	4,540	5%
PENDING	3,569	3,909	10%
DISPOSALS	4,010	4,277	7%



**EQUITY DIVISION: filings, disposals and pending caseload counts**



	2024	2025	LISTING DELAY AT THE START OF LAW TERM (2 DAY HEARING)	
CASES FINALISED WITHIN 12 MONTHS	3,075 (77%)	3,312 (77%)	2023	2.2 months
CASES FINALISED WITHIN 24 MONTHS	3,606 (90%)	3,905 (91%)	2024	4.7 months

<b>EQUITY DIVISION</b>					
	<b>2021</b>	<b>2022</b>	<b>2023</b>	<b>2024</b>	<b>2025</b>
<b>ADMIRALTY LIST</b>					
<b>Filings</b>	0	0	0	0	1
<b>Disposals</b>	1	1	2	0	1
<b>Pending cases at 31 December</b>	3	2	0	1	1
<b>ADOPTIONS LIST <sup>10</sup></b>					
<b>Filings</b>	178	159	168	156	162
<b>Disposals</b>	175	161	175	169	152
<b>Pending cases at 31 December</b>	70	68	61	49	62
<b>COMMERCIAL LIST</b>					
<b>Filings</b>	168	147	179	188	192
<b>Disposals</b>	166	171	160	172	178
<b>Pending cases at 31 December</b>	247	230	259	280	299
<b>COMMERCIAL ARBITRATION LIST</b>					
<b>Filings</b>	2	7	7	4	9
<b>Disposals</b>	3	4	8	8	1
<b>Pending cases at 31 December</b>	0	3	5	1	6

EQUITY DIVISION					
	2021	2022	2023	2024	2025
<b>CORPORATIONS LIST</b>					
<b>Filings</b>	<b>769</b>	<b>699</b>	<b>855</b>	<b>1,174</b>	<b>1,329</b>
Judges' list	215	185	185	218	264
Registrar's list	554	514	670	956	1,065
<b>Disposals</b>	<b>762</b>	<b>641</b>	<b>913</b>	<b>1,121</b>	<b>1,234</b>
Judges' list	262	211	252	228	267
Registrar's list	500	430	611	893	967
<b>Pending cases at 31 December</b>	<b>272</b>	<b>346</b>	<b>298</b>	<b>368</b>	<b>473</b>
Judges' list	157	165	129	159	204
Registrar's list	115	181	169	209	269
<b>EQUITY GENERAL LIST</b>					
<b>Filings</b>	<b>736</b>	<b>741</b>	<b>720</b>	<b>636</b>	<b>664</b>
<b>Disposals</b>	<b>785</b>	<b>717</b>	<b>674</b>	<b>634</b>	<b>616</b>
<b>Pending cases at 31 December</b>	<b>883</b>	<b>862</b>	<b>801</b>	<b>739</b>	<b>805</b>

EQUITY DIVISION					
	2021	2022	2023	2024	2025
<b>PROTECTIVE LIST</b>					
Filings	88	102	103	105	110
Disposals	74	113	92	93	103
Pending cases at 31 December	62	47	62	74	82
<b>REAL PROPERTY LIST</b>					
Filings	403	314	334	384	410
Disposals	382	325	371	421	391
Pending cases at 31 December	385	397	386	379	417
<b>REVENUE LIST</b>					
Filings	9	11	13	18	23
Disposals	13	8	6	13	19
Pending cases at 31 December	10	13	22	28	35
<b>TECHNOLOGY AND CONSTRUCTION LIST</b>					
Filings	221	195	200	209	173
Disposals	155	161	192	194	198
Pending cases at 31 December	459	504	521	541	516

EQUITY DIVISION					
	2021	2022	2023	2024	2025
<b>SUCCESSION AND PROBATE LIST</b>					
<b>Filings</b>	<b>1,168</b>	<b>1,245</b>	<b>1,485</b>	<b>1,460</b>	<b>1,467</b>
Family Provision	872	897	1,064	996	960
Contentious Probate	296	348	348	464	507
<b>Disposals</b>	<b>1,202</b>	<b>1,203</b>	<b>1,262</b>	<b>1,180</b>	<b>1,381</b>
Family Provision	895	866	914	814	940
Contentious Probate	307	337	348	371	441
<b>Pending cases at 31 December</b>	<b>545</b>	<b>595</b>	<b>838</b>	<b>1,109</b>	<b>1,213</b>
Family Provision	381	419	592	763	798
Contentious Probate	164	176	246	346	415
<b>EQUITY GENERAL TOTALS</b>					
<b>Filings</b>	<b>3,742</b>	<b>3,620</b>	<b>4,064</b>	<b>4,334</b>	<b>4,540</b>
<b>Disposals</b>	<b>3,718</b>	<b>3,505</b>	<b>3,855</b>	<b>4,010</b>	<b>4,277</b>
<b>Pending cases at 31 December</b>	<b>2,936</b>	<b>3,066</b>	<b>3,253</b>	<b>3,569</b>	<b>3,909</b>

EQUITY DIVISION						
TIMELINESS- AGE OF PENDING CASES AT 31 DECEMBER						
Number pending (% of total)	National standard	2021	2022	2023	2024	2025
Cases within 12 months of age	90%	1,742 (59%)	1,848 (60%)	2,022 (62%)	2,242 (63%)	2,356 (60%)
Cases within 24 months of age	100%	2,415 (82%)	2,493 (81%)	2,647 (82%)	2,934 (82%)	3,183 (81%)
UNCONTESTED PROBATE <sup>11</sup>						
<b>Filings</b>		26,663	30,305	30,691	30,801	30,785
<b>Disposals</b>		25,250	25,945	31,767	29,936	37,239
<b>Pending cases at 31 December</b>		3,180	9,108	10,290	11,165	4,741
MEDIATIONS <sup>12</sup>						
<b>Total referrals to Mediation</b>		1,543	1,751	2,748	2,922	2,631
<b>Mediation Referral Index</b>		37.1%	40.6%	59.2%	64.4%	54.9%
<b>Court-Annexed Mediations listed <sup>13</sup></b>		285	235	414	788	890
Common Law Division		31	33	39	24	28
Equity Division		149	121	127	216	126
Succession & Probate List		104	79	248	548	735
Court of Appeal		1	2	0	0	1
<b>Settlement rate</b>		39%	37%	48%	47%	47%

- 1: These statistics exclude notices of intention to appeal as a notice does not commence a substantive appeal or application. Statistics cover Court of Appeal cases only and are not comparable to civil appeal case statistics reported within the Productivity Commission's *Report on Government Services* (which include all civil cases of an appellate nature, including matters dealt with in Common Law and Equity Divisions)
- 2: Includes applications where parties have elected to have a concurrent hearing of both the leave application and the appeal (if leave is granted).
3. Statistics exclude appeals from decisions made by the NSW State Parole Authority
4. Figures exclude matters under Part 7 of the *Crimes (Appeal and Review) Act 2001*, applications for re-determination of a life sentence, and summary jurisdiction cases. Summary jurisdiction cases are included within the statistics for 'other summons cases' within the Common Law General List). The Court uses counting rules that align with national counting rules, except concerning referrals to and from the Mental Health Review Tribunal (MHRT). When the Court determines that an accused person is unfit to plead, it refers that person to the MHRT – the Court records that event as a case disposal. If the MHRT subsequently determines that the person is fit to stand trial, the Court records that event as a new case commencement.
5. Statistics include committals for trial/sentence, *ex officio* indictments, re-trials ordered by the Court of Criminal Appeal or High Court, matters referred from the Mental Health Review Tribunal, transfers from the District Court, and re-activated matters (for example, where a bench warrant is executed).
6. Disposals are counted at sentence, acquittal or other final disposal. Other final disposal includes referral to the Mental Health Tribunal, no bill, death of the accused, order for issue of a bench warrant and transfer to another court.
7. The figures for Bails List cases count the number of applicants, not the number of applications. At a Bails List hearing, the Court may deal concurrently with multiple applications for the same applicant.
8. Other summons cases may include contested matters.
9. All Possession List cases are assumed to be uncontested at the time of filing. If a subsequent defence or cross-claim is filed the case is listed for case management and counted as a contested case.
10. All application types are counted In the Adoptions List, including information applications.
11. Statistics include all probate applications that are lodged as uncontested applications for a grant of probate, letters of administration or for reseal of a probate grant. If matters become contested, they are transferred to the Probate (Contentious Matters) List and are counted additionally as filings there. The figures do not include other probate-related matters handled by the registry, such as probate accounts matters, caveats, deposited wills, and elections to administer estates
12. An extensive retrospective audit of Mediations was conducted in 2023. As such, numbers published in earlier reports are inaccurate and should not be used.
13. Statistics exclude settlement conferences conducted by judges and mediations conducted externally to the court. The statistics refers to court-annexed mediation listings for the year – note that *referrals* to court-annexed mediation that are made in one year may result in *listings* in the following year

\*National standards are derived from the 'backlog' performance indicator within the *Report on Government Services* (published annually by the Productivity Commission). Note that the national standards apply to district/county courts as well as to supreme courts; consequently, the national standards apply to a large range of civil case types. For civil non-appeal cases, all supreme courts in Australia continue to have difficulty achieving the national standards.

\*\* As of 30 June 2025, miscellaneous matters are no longer included in the Common Law Division case counts. These matters are purely administrative in nature and are managed by the registry without judicial involvement or oversight. For consistency and accuracy, all statistics for the period 2021–2025 have been rectified to exclude miscellaneous matters. As a result, overall case counts from this date may appear lower when compared with previously published figures.

**NOTES:**

- Pending caseload figures will not always reconcile with associated filing and disposal figures. This is due to cases commenced in one Division/List which may subsequently be transferred to another Division/List for further case management and disposal.
- Statistics for civil cases in Common Law and Equity Divisions have been extracted from the JusticeLink system. Statistics for the Court of Appeal, Court of Criminal Appeal, Criminal List, Bails List, Adoptions List, Protective List and Contentious Probate List continue to be collated manually.
- The figures for pending cases exclude cases that have been re-opened after judgment.
- Statistics are subject to change following audit and revision.