

SUPREME COURT OF NSW

PROVISIONAL STATISTICS 2024

REPORTING AND ANALYSIS UNIT

Statistics accurate as at 30th January 2025

Court of Appeal [3](#)

Court of Criminal Appeal [5](#)

Common Law: Crime [7](#)

Common Law: Civil [9](#)

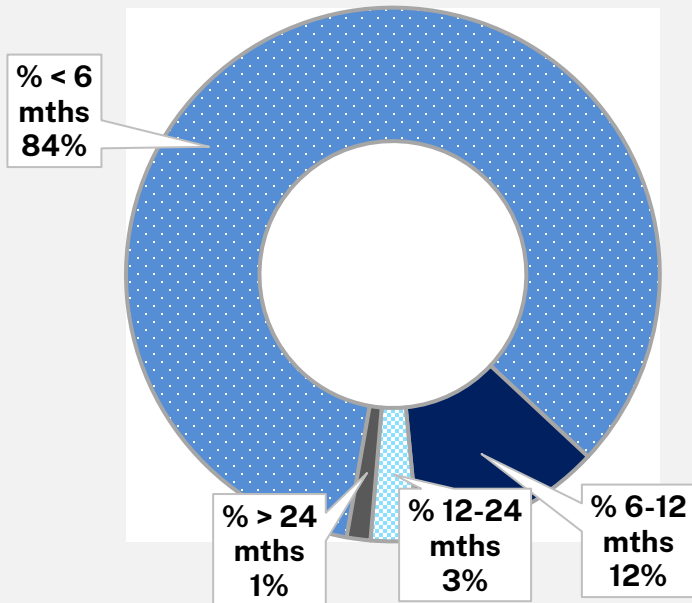
Equity Division [14](#)

Mediations [19](#)

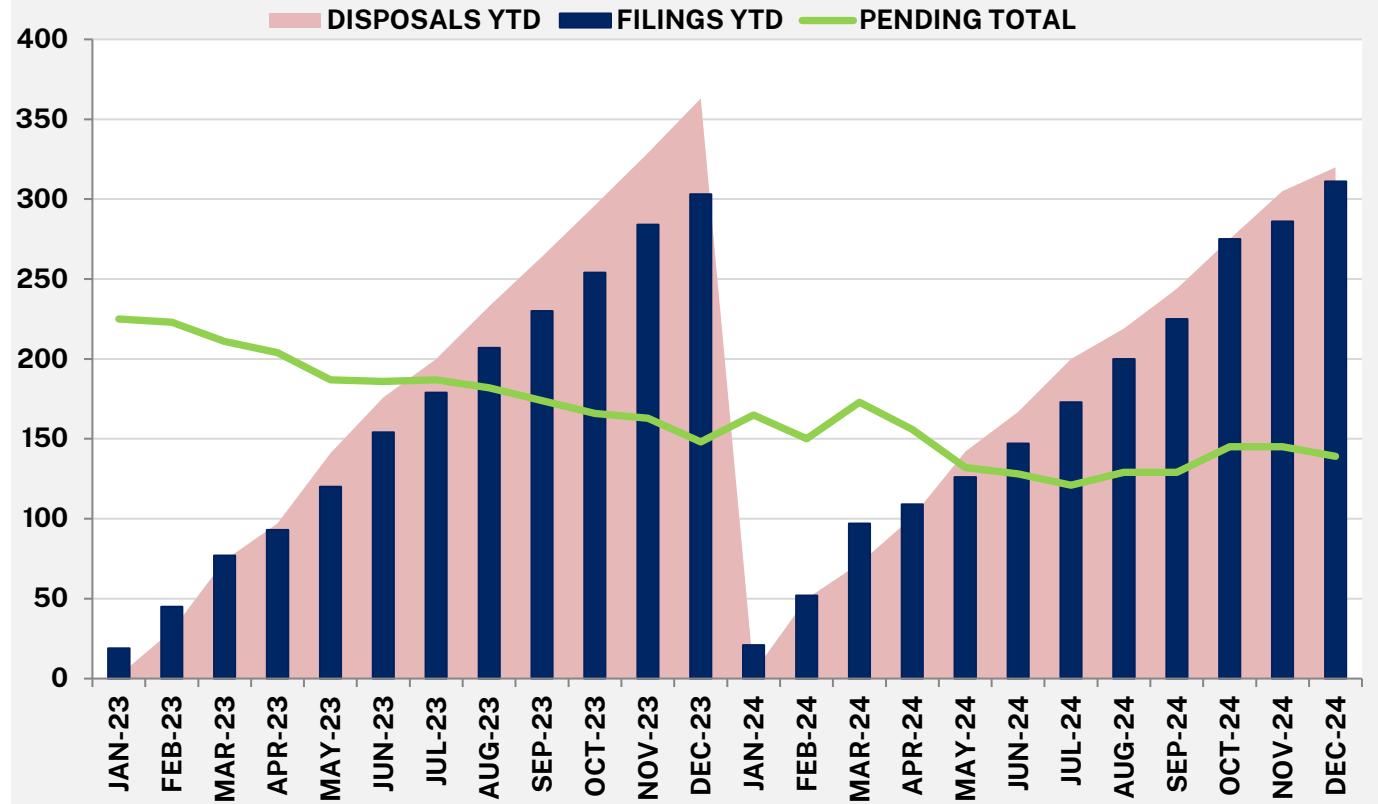
Footnotes [20](#)

	2023	2024	% CHANGE
FILINGS	303	311	3%
PENDING	148	139	-6%
DISPOSALS	363	320	-12%

COURT OF APPEAL:
Age of pending cases



COURT OF APPEAL- Filings, disposals and pending caseload counts



	2023	2024
CASES FINALISED WITHIN 12 MONTHS	378 (91%)	288 (90%)
CASES FINALISED WITHIN 24 MONTHS	362 (99%)	319 (99%)

LISTING DELAY AT THE START OF LAW TERM (APPEALS)	
2023	1 month
2024	0.9 months

COURT OF APPEAL ¹

	2020	2021	2022	2023	2024
Filings	346	341	354	303	311
Filings of appeals / applications for relief	214	223	236	202	195
Filings of applications for leave to appeal ²	132	118	118	101	116
Disposals	381	346	311	363	320
Disposals of appeals / applications for relief	232	231	207	247	227
Disposals of applications for leave to appeal	149	115	104	116	93
Pending cases at 31 December	170	165	208	148	139
Appeals / applications for relief	124	124	157	114	85
Applications for leave to appeal	46	41	51	34	54

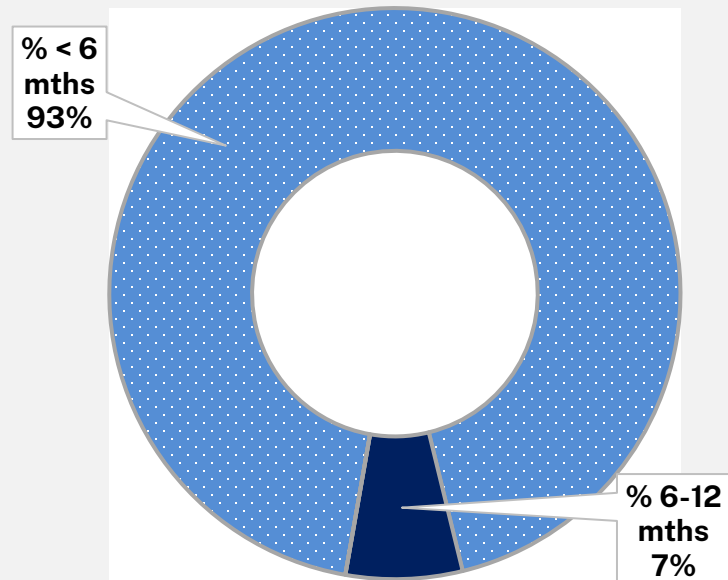
TIMELINESS- AGE OF PENDING CASES AT 31 DECEMBER *

Number pending (% of total)	National standard	2020	2021	2022	2023	2024
Cases within 12 months of age	90%	157 (92%)	152 (92%)	199 (96%)	136 (92%)	133 (96%)
Cases within 24 months of age	100%	168 (99%)	163 (99%)	207 (99%)	148 (100%)	137 (99%)

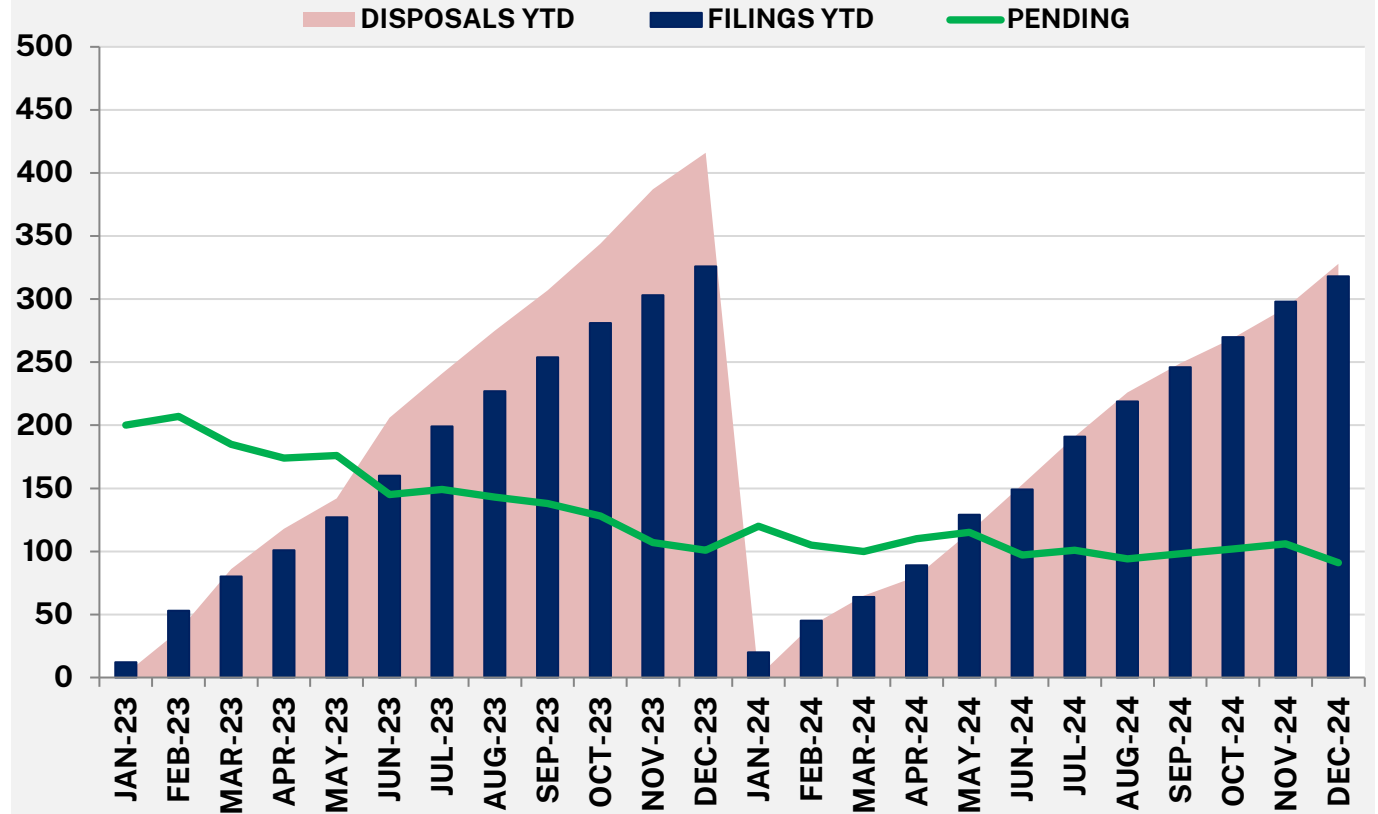
COURT OF CRIMINAL APPEAL

	2023	2024	% CHANGE
FILINGS	326	318	-2%
PENDING	101	91	-10%
DISPOSALS	416	328	-21%

**CRIMINAL COURT OF APPEAL:
Age of pending cases**



COURT OF CRIMINAL APPEAL- Filings, disposals and pending caseload counts



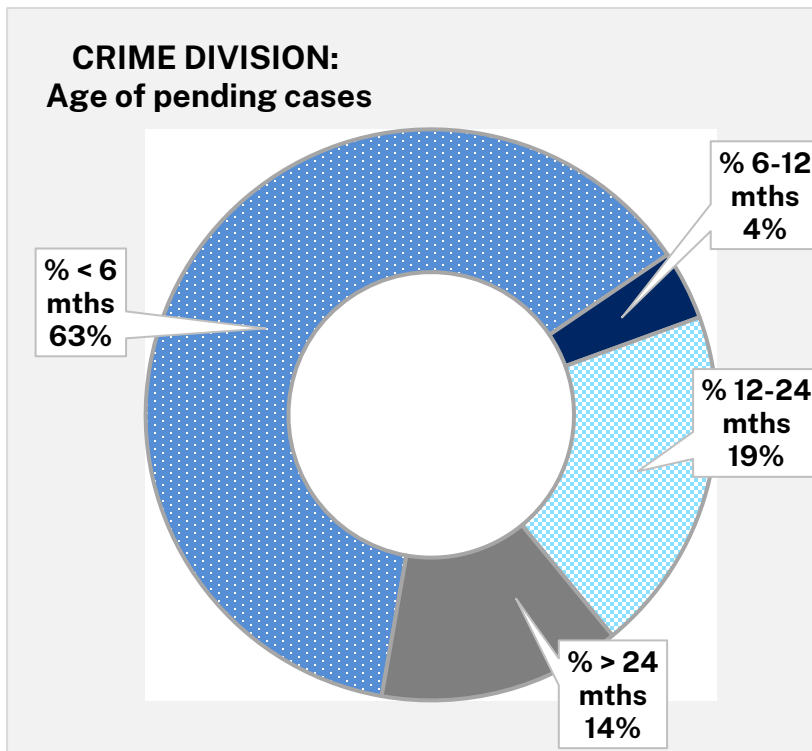
	2023	2024
CASES FINALISED WITHIN 12 MONTHS	378 (91%)	322 (98%)
CASES FINALISED WITHIN 24 MONTHS	416 (100%)	327 (99%)

LISTING DELAY AT THE START OF LAW TERM (CONVICTION APPEALS)	
2023	0.2 months
2024	1.1 months

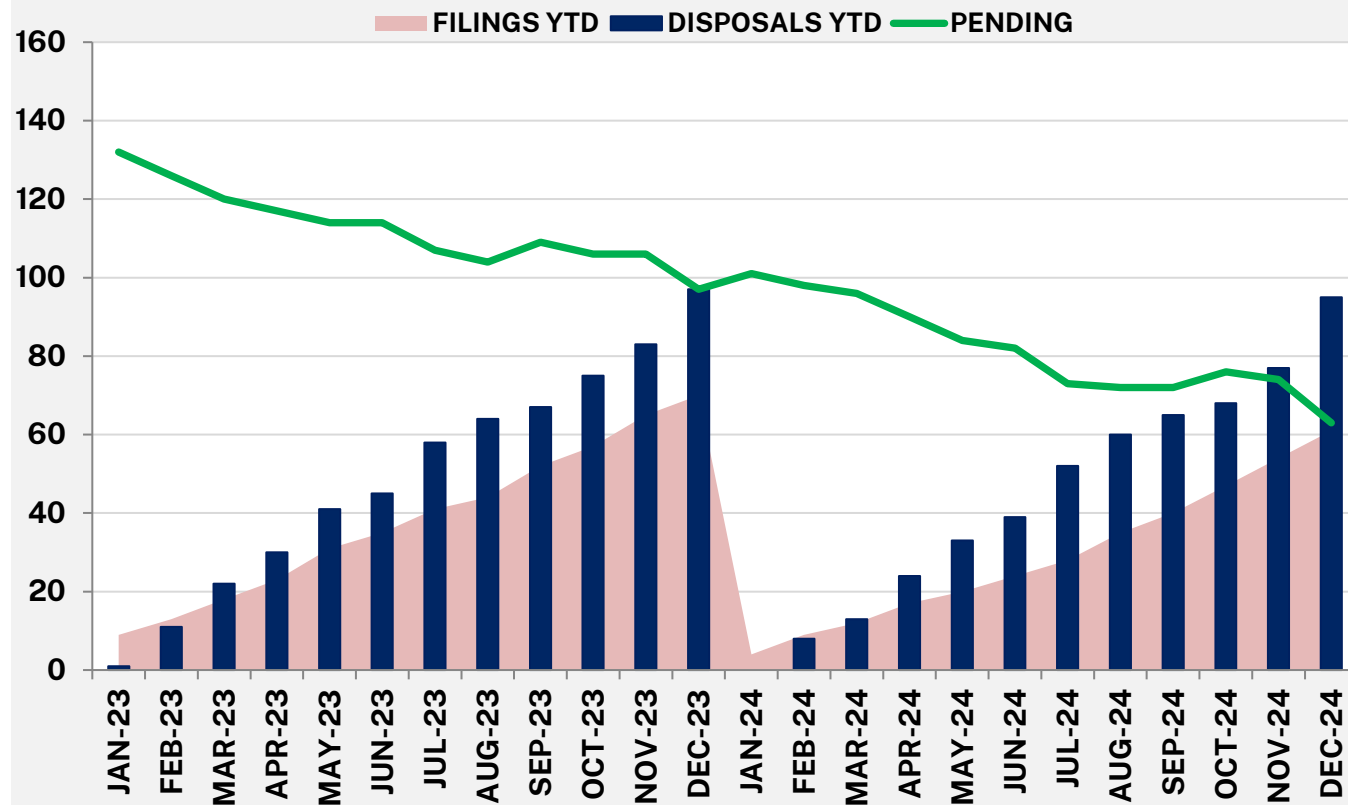
COURT OF CRIMINAL APPEAL						
		2020	2021	2022	2023	2024
Filings³		457	442	346	326	318
Appeals against conviction		126	114	116	86	97
Appeals against sentence		289	253	157	146	161
Other		42	75	73	94	60
Disposals		417	416	376	416	328
Appeals against conviction		109	118	105	138	100
Appeals against sentence		266	232	197	191	159
Other		42	66	75	87	69
Pending cases at 31 December		195	221	191	101	91
Appeals against conviction		78	75	87	35	32
Appeals against sentence		108	129	86	46	50
Other		9	17	18	20	9
TIMELINESS- AGE OF PENDING CASES AT 31 DECEMBER *						
Number pending (% of total)	National standard	2020	2021	2022	2023	2024
Cases within 12 months of age	90%	189 (97%)	215 (97%)	182 (95%)	98 (97%)	91 (100%)
Cases within 24 months of age	100%	194 (99%)	221 (100%)	191 (100%)	101 (100%)	91 (100%)

COMMON LAW DIVISION- CRIME

	2023	2024	% CHANGE
FILINGS	70	61	-13%
PENDING	97	63	-35%
DISPOSALS	97	95	-2%



CRIME- Filings, disposals and pending caseload counts



	2023	2024	LISTING DELAY AT THE START OF LAW TERM (4 WEEK TRIAL)	
CASES FINALISED WITHIN 12 MONTHS	35 (36%)	28 (29%)	2023	3.2 months
CASES FINALISED WITHIN 24 MONTHS	69 (71%)	76 (80%)	2024	3.8 months

COMMON LAW DIVISION: CRIME ⁴

	2020	2021	2022	2023	2024
Filings ⁵	112	82	85	70	61
Disposals ⁶	88	88	90	97	95
Pending	134	128	124	97	63

TIMELINESS- AGE OF PENDING CASES AT 31 DECEMBER *

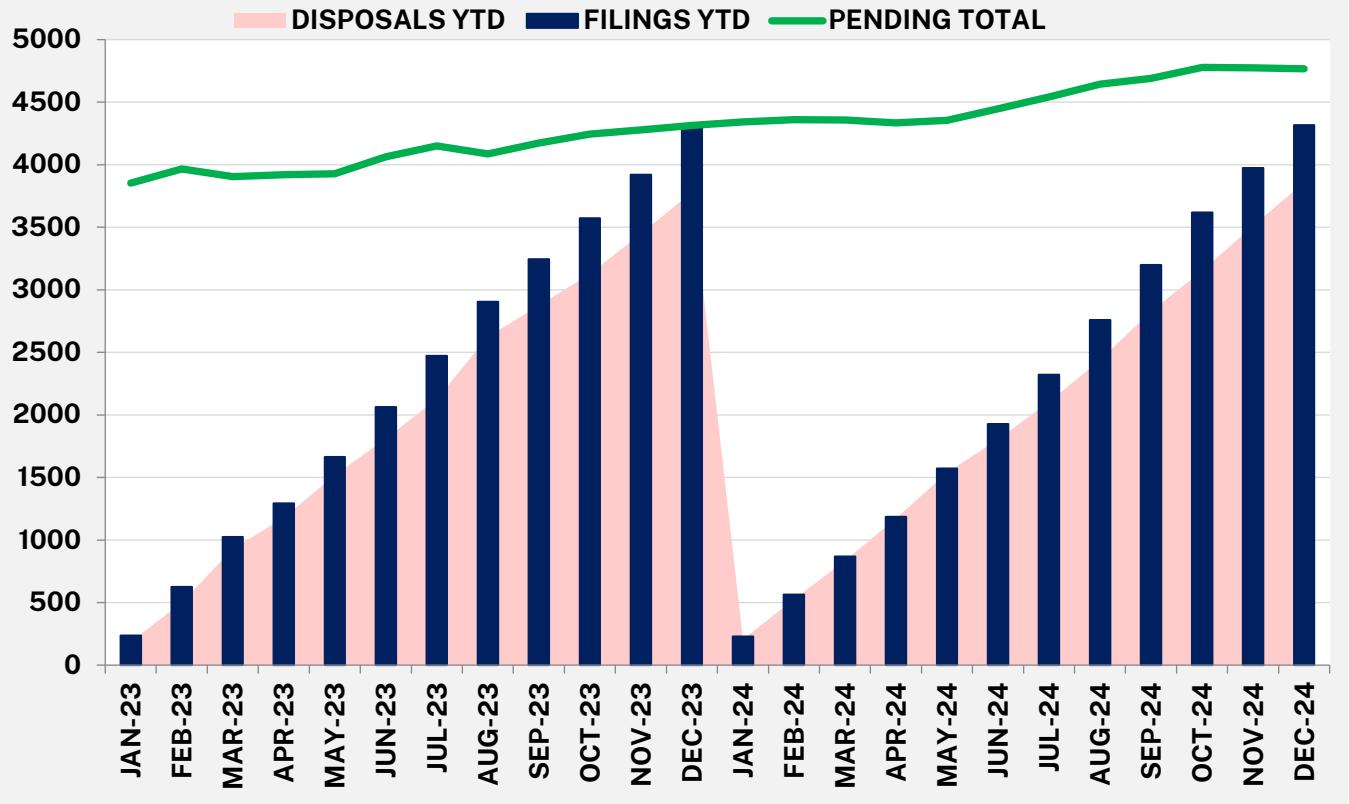
Number pending (% of total)	National standard	2020	2021	2022	2023	2024
Cases within 12 months of age	90%	82 (61%)	69 (54%)	70 (56%)	52 (53%)	46 (73%)
Cases within 24 months of age	100%	119 (89%)	115 (90%)	104 (84%)	83 (86%)	56 (89%)

BAILS LIST ⁷

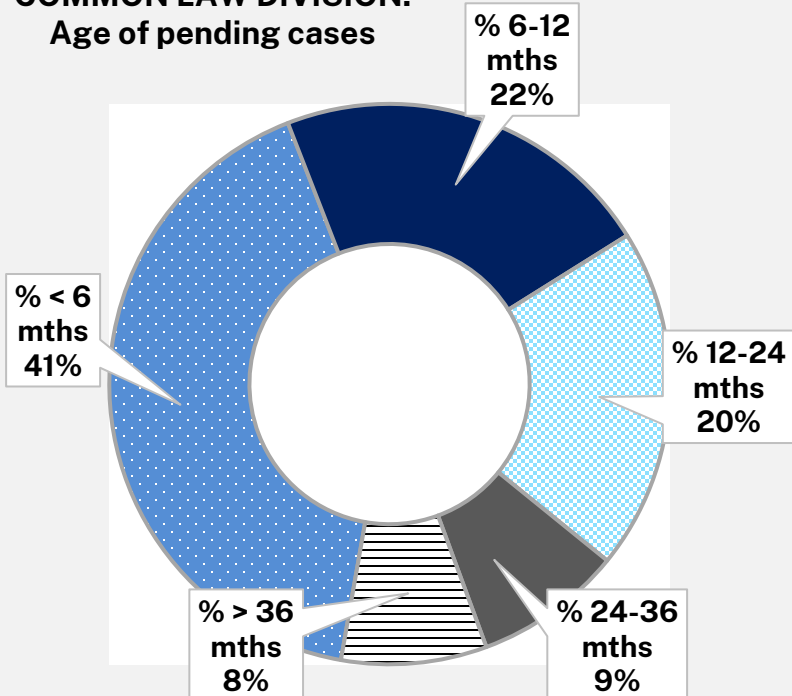
	2020	2021	2022	2023	2024
Filings	2,037	2,183	2,227	2,523	3,124
Disposals	2,001	2,128	2,271	2,498	2,948
Pending	179	226	163	188	361

	2023	2024	% CHANGE
FILINGS	4,295	4,316	0.5%
PENDING	4,314	4,766	10%
DISPOSALS	3,783	3,860	2%

COMMON LAW DIVISION: filings, disposals and pending caseload counts



COMMON LAW DIVISION: Age of pending cases



	2023	2024
CASES FINALISED WITHIN 12 MONTHS	2,661 (70%)	2,588 (67%)
CASES FINALISED WITHIN 24 MONTHS	3,427 (91%)	3,413 (88%)

LISTING DELAY AT THE START OF LAW TERM (5 DAY HEARING)	
2023	7.1 months
2024	4.5 months

COMMON LAW DIVISION: CIVIL					
	2020	2021	2022	2023	2024
ADMINISTRATIVE LAW LIST					
Filings	97	142	99	108	110
Disposals	129	102	121	119	103
Pending cases at 31 December	46	90	68	63	78
COMMON LAW GENERAL LIST					
Filings	1,061	1,229	1,532	1,609	1,409
Disposals	975	1,017	1,214	1,362	1,426
Pending cases at 31 December	1,370	1,617	1,914	2,152	2,123
COMMON LAW GENERAL DEFAULT LIST					
Filings	131	93	147	173	207
Disposals	121	164	60	121	133
Pending cases at 31 December	40	31	68	79	111
DEFAMATION LIST					
Filings	14	11	7	6	6
Disposals	24	13	11	7	4
Pending cases at 31 December	14	11	8	10	12
HIGH RISK OFFENDER LIST					
Filings	47	52	50	41	45
Disposals	37	51	55	55	33
Pending cases at 31 December	32	33	28	15	27

COMMON LAW DIVISION: CIVIL					
	2020	2021	2022	2023	2024
POSSESSION LIST ⁹					
Filings	616	710	1,059	1,413	1,632
Disposals	1,088	664	859	1,169	1,524
<i>Contested</i>	<i>70</i>	<i>82</i>	<i>54</i>	<i>61</i>	<i>83</i>
<i>Uncontested</i>	<i>1,018</i>	<i>582</i>	<i>805</i>	<i>1,108</i>	<i>1,441</i>
Pending cases at 31 December	574	627	827	1,071	1,216
<i>Contested</i>	<i>78</i>	<i>45</i>	<i>52</i>	<i>62</i>	<i>70</i>
<i>Uncontested</i>	<i>496</i>	<i>582</i>	<i>775</i>	<i>1,009</i>	<i>1,146</i>
PROCEEDS OF CRIME LIST					
Filings	124	117	123	94	55
Disposals	112	95	81	71	74
Pending cases at 31 December	267	289	330	354	328
PROFESSIONAL NEGLIGENCE LIST					
Filings	263	266	232	232	247
Disposals	244	217	249	264	232
Pending cases at 31 December	465	516	551	529	537

COMMON LAW DIVISION: CIVIL

2020 2021 2022 2023 2024

MISCELLANEOUS LIST

Filings	445	360	335	619	605
Disposals	401	404	371	615	331
Pending cases at 31 December	92	39	19	41	334

COMMON LAW DIVISION TOTALS

Filings	2,780	2,980	3,585	4,295	4,316
Disposals	3,131	2,627	3,018	3,783	3,860
Pending cases at 31 December	2,900	3,253	3,813	4,314	4,766

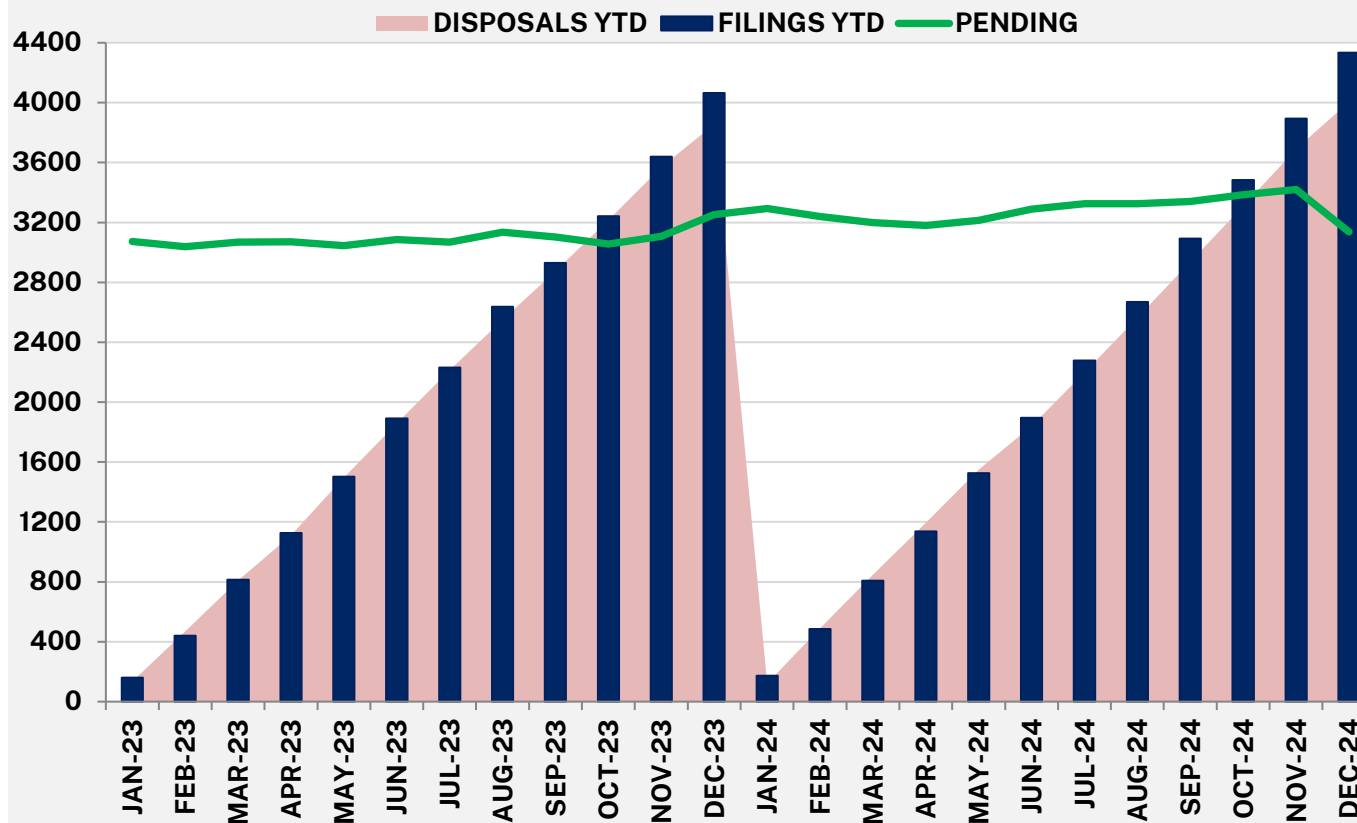
TIMELINESS- AGE OF PENDING CASES AT 31 DECEMBER

Number pending (% of total)	National standard	2020	2021	2022	2023	2024
Cases within 12 months of age	90%	1,638 (56%)	1,917 (59%)	2,435 (64%)	2,760 (64%)	3,018 (63%)
Cases within 24 months of age	100%	2,374 (82%)	2,643 (81%)	3,196 (84%)	3,607 (84%)	3,959 (83%)

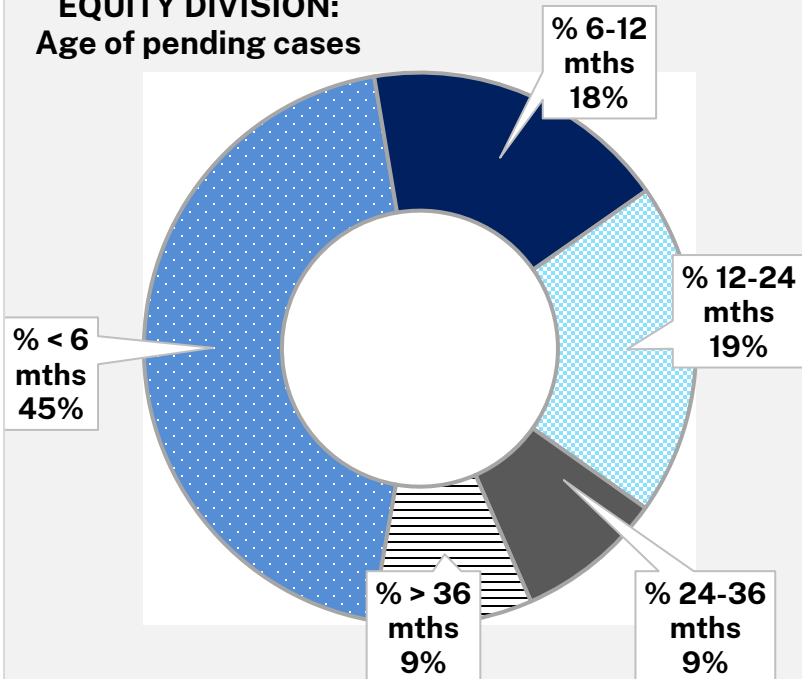
EQUITY DIVISION

	2023	2024	% CHANGE
FILINGS	4,064	4,334	7%
PENDING	3,253	3,574	10%
DISPOSALS	3,855	4,005	4%

EQUITY DIVISION: filings, disposals and pending caseload counts



EQUITY DIVISION: Age of pending cases



	2023	2024	LISTING DELAY AT THE START OF LAW TERM (2 DAY HEARING)	
CASES FINALISED WITHIN 12 MONTHS	2,945 (76%)	3,075 (77%)	2023	4.0 months
CASES FINALISED WITHIN 24 MONTHS	3,466 (90%)	3,606 (90%)	2024	2.2 months

EQUITY DIVISION					
	2020	2021	2022	2023	2024
ADMIRALTY LIST					
Filings	3	0	0	0	0
Disposals	0	1	1	2	0
Pending cases at 31 December	5	3	2	0	1
ADOPTIONS LIST ¹⁰					
Filings	185	178	159	168	156
Disposals	178	175	161	175	169
Pending cases at 31 December	67	70	68	61	49
COMMERCIAL LIST					
Filings	213	168	147	179	188
Disposals	189	166	171	160	172
Pending cases at 31 December	248	247	230	259	280
COMMERCIAL ARBITRATION LIST					
Filings	2	2	7	7	4
Disposals	1	3	4	8	8
Pending cases at 31 December	1	0	3	5	1

EQUITY DIVISION					
	2020	2021	2022	2023	2024
CORPORATIONS LIST					
Filings	651	769	699	855	1,174
Judges' list	232	215	185	185	218
Registrar's list	419	554	514	670	956
Disposals	759	762	641	913	1,121
Judges' list	231	262	211	252	228
Registrar's list	528	500	430	611	893
Pending cases at 31 December	260	272	346	298	368
Judges' list	171	157	165	129	159
Registrar's list	89	115	181	169	209
EQUITY GENERAL LIST					
Filings	829	736	741	720	636
Disposals	831	785	717	674	634
Pending cases at 31 December	923	883	862	801	739

EQUITY DIVISION					
	2020	2021	2022	2023	2024
PROTECTIVE LIST					
Filings	91	88	102	103	105
Disposals	98	74	113	92	93
Pending cases at 31 December	48	62	47	62	74
REAL PROPERTY LIST					
Filings	404	403	314	334	384
Disposals	356	382	325	371	421
Pending cases at 31 December	369	385	397	386	379
REVENUE LIST					
Filings	10	9	11	13	18
Disposals	16	13	8	6	13
Pending cases at 31 December	14	10	13	22	28
TECHNOLOGY AND CONSTRUCTION LIST					
Filings	249	221	195	200	209
Disposals	134	155	161	192	194
Pending cases at 31 December	388	459	504	521	541

EQUITY DIVISION					
	2020	2021	2022	2023	2024
SUCCESSION AND PROBATE LIST					
Filings	1,171	1,168	1,245	1,485	1,460
Family Provision	880	872	897	1,064	996
Contentious Probate	291	296	348	348	464
Disposals	1,260	1,202	1,203	1,262	1,180
Family Provision	886	895	866	914	814
Contentious Probate	374	307	337	348	366
Pending cases at 31 December	587	545	595	838	1,114
Family Provision	412	381	419	592	763
Contentious Probate	175	164	176	246	351
EQUITY GENERAL TOTALS					
Filings	3,808	3,742	3,620	4,064	4,334
Disposals	3,822	3,718	3,505	3,855	4,005
Pending cases at 31 December	2,910	2,936	3,066	3,253	3,574

EQUITY DIVISION						
TIMELINESS- AGE OF PENDING CASES AT 31 DECEMBER						
Number pending (% of total)	National standard	2020	2021	2022	2023	2024
Cases within 12 months of age	90%	1,859 (64%)	1,742 (59%)	1,848 (60%)	2,022 (62%)	2,204 (62%)
Cases within 24 months of age	100%	2,444 (84%)	2,415 (82%)	2,493 (81%)	2,647 (82%)	2,891 (81%)
UNCONTESTED PROBATE ¹¹						
Filings		26,661	26,663	30,305	30,691	30,801
Disposals		27,845	25,250	25,945	31,767	29,936
Pending cases at 31 December		2,401	3,180	9,108	10,290	11,165
MEDIATIONS ¹²						
Total referrals to Mediation		1,520	1,543	1,751	2,748	2,918
Mediation Referral Index		34.9%	37.1%	40.6%	59.2%	63.7%
Court-Annexed Mediations listed ¹³		352	285	235	414	788
Common Law Division		29	31	33	39	24
Equity Division		156	149	121	127	216
Succession & Probate List		167	104	79	248	548
Court of Appeal		0	1	2	0	0
Settlement rate		42%	39%	37%	48%	47%

1: These statistics exclude notices of intention to appeal as a notice does not commence a substantive appeal or application. Statistics cover Court of Appeal cases only and are not comparable to civil appeal case statistics reported within the Productivity Commission's *Report on Government Services* (which include all civil cases of an appellate nature, including matters dealt with in Common Law and Equity Divisions)

2: Includes applications where parties have elected to have a concurrent hearing of both the leave application and the appeal (if leave is granted).

3. Statistics exclude appeals from decisions made by the NSW State Parole Authority

4. Figures exclude matters under Part 7 of the *Crimes (Appeal and Review) Act 2001*, applications for re-determination of a life sentence, and summary jurisdiction cases. Summary jurisdiction cases are included within the statistics for 'other summons cases' within the Common Law General List). The Court uses counting rules that align with national counting rules, except concerning referrals to and from the Mental Health Review Tribunal (MHRT). When the Court determines that an accused person is unfit to plead, it refers that person to the MHRT – the Court records that event as a case disposal. If the MHRT subsequently determines that the person is fit to stand trial, the Court records that event as a new case commencement.

5. Statistics include committals for trial/sentence, *ex officio* indictments, re-trials ordered by the Court of Criminal Appeal or High Court, matters referred from the Mental Health Review Tribunal, transfers from the District Court, and re-activated matters (for example, where a bench warrant is executed).

6. Disposals are counted at sentence, acquittal or other final disposal. Other final disposal includes referral to the Mental Health Tribunal, no bill, death of the accused, order for issue of a bench warrant and transfer to another court.

7. The figures for Bails List cases count the number of applicants, not the number of applications. At a Bails List hearing, the Court may deal concurrently with multiple applications for the same applicant.

8. Other summons cases may include contested matters.

9. All Possession List cases are assumed to be uncontested at the time of filing. If a subsequent defence or cross-claim is filed the case is listed for case management and counted as a contested case.

10. All application types are counted in the Adoptions List, including information applications.

11. Statistics include all probate applications that are lodged as uncontested applications for a grant of probate, letters of administration or for reseal of a probate grant. If matters become contested, they are transferred to the Probate (Contentious Matters) List and are counted additionally as filings there. The figures do not include other probate-related matters handled by the registry, such as probate accounts matters, caveats, deposited wills, and elections to administer estates

12. An extensive retrospective audit of Mediations was conducted in 2023. As such, numbers published in earlier reports are inaccurate and should not be used.

13. Statistics exclude settlement conferences conducted by judges and mediations conducted externally to the court. The statistics refers to court-annexed mediation listings for the year – note that *referrals* to court-annexed mediation that are made in one year may result in *listings* in the following year

*National standards are derived from the 'backlog' performance indicator within the *Report on Government Services* (published annually by the Productivity Commission). Note that the national standards apply to district/county courts as well as to supreme courts; consequently, the national standards apply to a large range of civil case types. For civil non-appeal cases, all supreme courts in Australia continue to have difficulty achieving the national standards.

NOTES:

- Pending caseload figures will not always reconcile with associated filing and disposal figures. This is due to cases commenced in one Division/List which may subsequently be transferred to another Division/List for further case management and disposal.
- Statistics for civil cases in Common Law and Equity Divisions have been extracted from the JusticeLink system. Statistics for the Court of Appeal, Court of Criminal Appeal, Criminal List, Bails List, Adoptions List, Protective List and Contentious Probate List continue to be collated manually.
- The figures for pending cases exclude cases that have been re-opened after judgment.
- Statistics are subject to change following audit and revision.